



6390 Phillips Highway  
Jacksonville, FL 32216  
Phone (904) 737-7144

### SPECIFICATION DATA SHEET

## MODEL No. 360 ALUMINUM VENTILATOR for EXHAUST DUCT

Date: 05/17/17 rev.

Drawn by: DON.JR.

#### DIMENSIONAL DATA

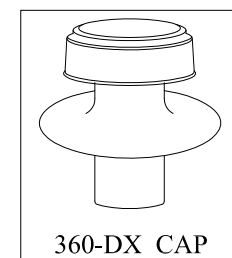
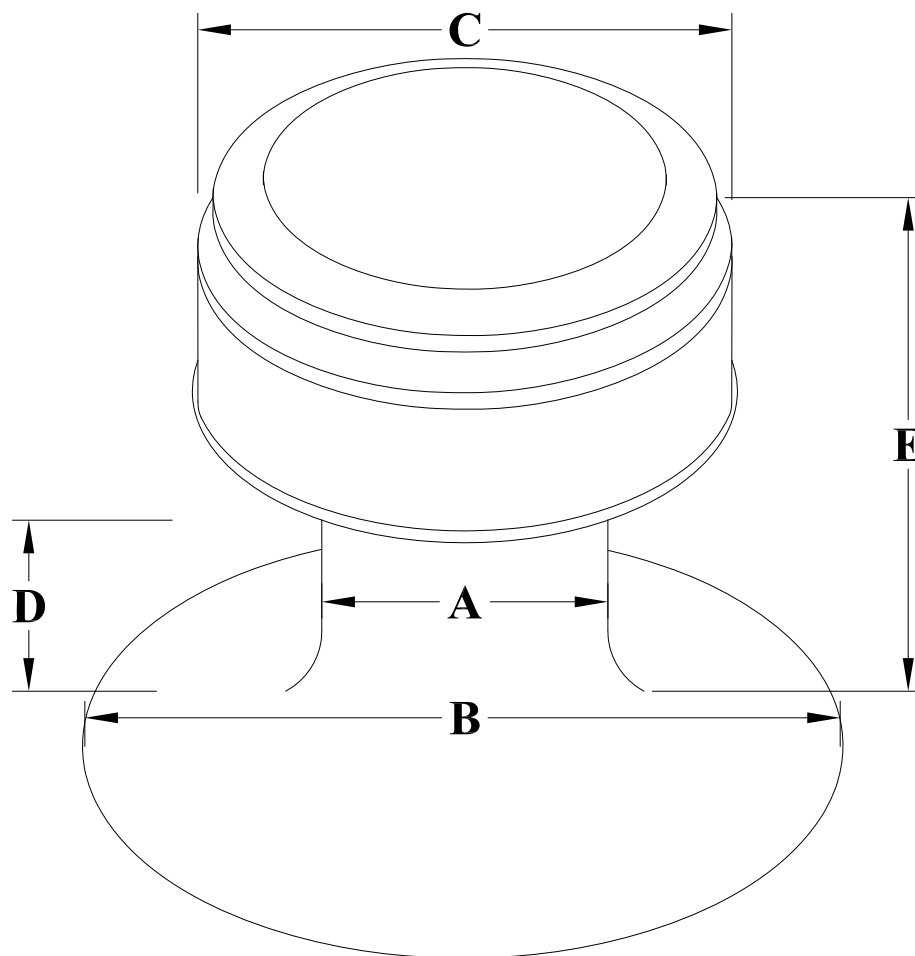
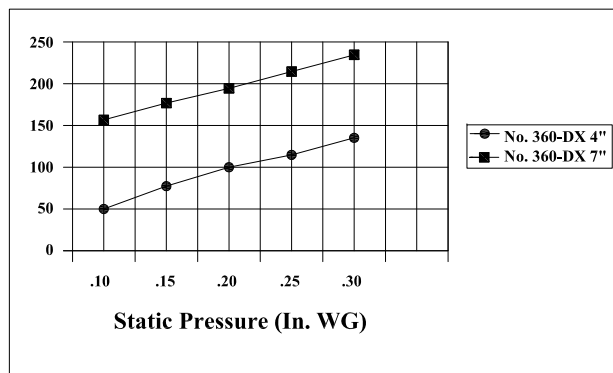
SIZES	"A"	"B"	"C"	"D"	"E"
4"	4 1/8"	11"	7 1/2"	2 3/4"	7"
6"	6 1/8"	13"	9 1/4"	2 3/4"	7"
7"	7 1/8"	14"	12"	2 3/4"	7"
8"	8 1/8"	15"	12"	3"	7"
10"	10 1/8"	17"	15 1/4"	3"	7"
12"	12 1/8"	18"	16"	3"	7"

#### FABRICATION DATA

MATERIAL: .045" THICK ALUMINUM 1100  
"0" TEMPER

#### AIRFLOW CHARACTERISTICS

No. 360-DX with BACK DRAFT DAMPER and  
EXTENSION VENTILATOR TESTED ON 6/12 PITCH



#### OPTIONS

- No. 360 VENTILATOR with SCREEN
- No. 360-X VENTILATOR with SCREEN and 4" EXTENSION
- No. 360-D VENTILATOR with DAMPER
- No. 360-DX VENTILATOR with DAMPER and 4" EXTENSION

#### SPECIAL NOTES

- DAMPER IS SPRING LOADED, OPENS AND CLOSES IN ANY POSITION BETWEEN HORIZONTAL AND VERTICAL. CAP IS REMOVABLE TO ACCESS DAMPER.
- BACK DRAFT DAMPER NOT AVAILABLE IN 10" AND 12" SIZES.
- No. 360 AND No. 360-X CAN BE USED FOR AIR INTAKE OR EXHAUST.