



6390 Philips Highway
 Jacksonville, FL 32216
 Phone (904) 737-7144

SPECIFICATION DATA SHEET

MODEL No. 101

GALVANIZED SNAPLOCK PIPE

Date: 06/01/23

Drawn by: J.E.P.

DIMENSIONAL DATA

SIZES AVAILABLE: 3" THROUGH 24" DIAMETER

FABRICATION DATA

MATERIAL: GALVANIZED STEEL SHEET OF LOCK FORMING QUALITY PER ASTM-A653 CS TYPE B.


<u>DIAMETER</u>	<u>GAUGES AVAILABLE</u>
3"	30 AND 28
4"	30, 28, 26
5" - 9"	30, 28, 26, 24
10"	30, 28, 26, 24, 22
12" - 16"	28, 26, 24, 22
18" - 20"	26, 24, 22
22" - 24"	24 AND 22

CONSULT CROWN CATALOG FOR AVAILABLE JOINT LENGTHS.


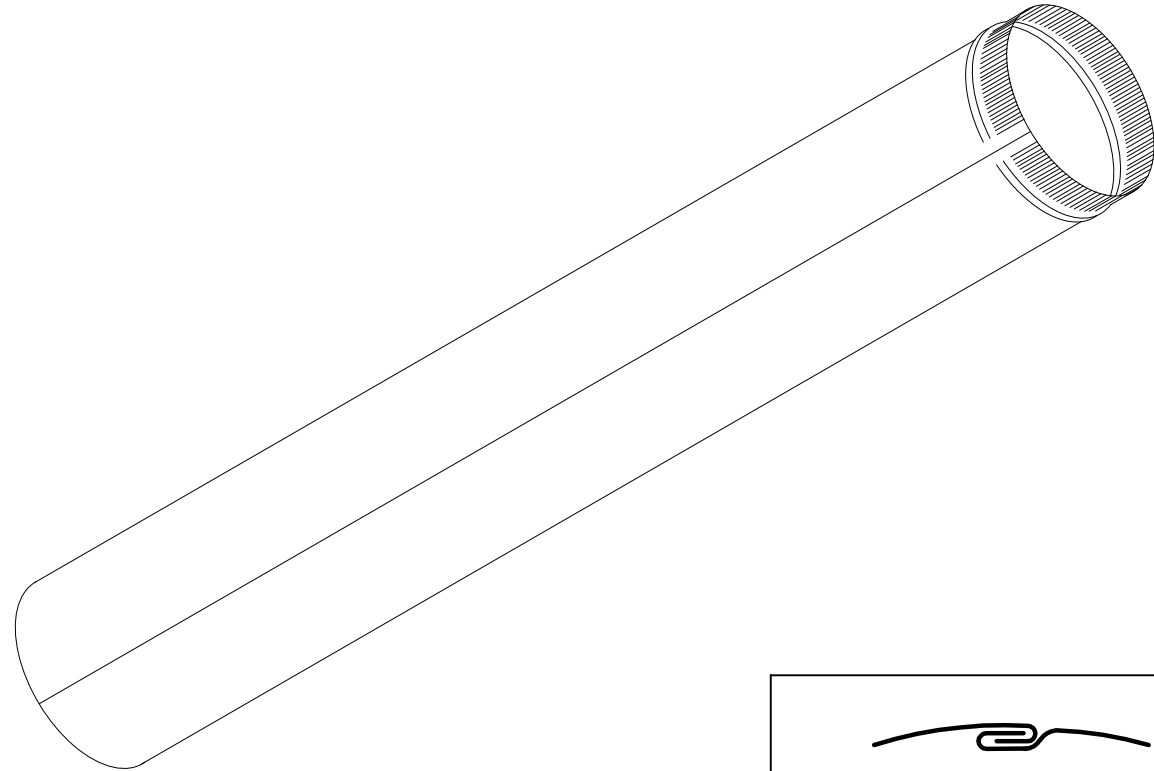
FEATURES

LONGITUDINAL SEAM:
 30 GA. - 24 GA. = SNAPLOCK RL-6B
 22 GA. = GROOVED RL-5 (HAMMERLOCK)

TRANSVERSE CONNECTIONS:
 CRIMP AND BEAD MALE CONNECTION
 STRAIGHT FEMALE CONNECTION



RL-6B SNAPLOCK SEAM



RL-5 GROOVED SEAM

OPTIONS

ALUMINUM AND STAINLESS STEEL PIPE IS AVAILABLE IN VARIOUS GAUGES AND DIAMETERS.

AVAILABLE IN GALVANNEALED STEEL (PAINTABLE) PER ASTM A653 COATING DESIGNATION A40.

SPECIAL NOTES

U.L. FIRE HAZARD CLASSIFICATION, CLASS '0' AIR DUCT. FLAME SPREAD ZERO, SMOKE DEVELOPED ZERO
SMACNA FOURTH EDITION 2020
 RL-6B SNAPLOCK SEAM APPROVED TO +2 IN. WG, -1 IN. WG
 RL-5 GROOVED SEAM APPROVED TO +10 IN. WG
 REFERENCE SMACNA HVAC DUCT CONSTRUCTION STANDARDS FOR ROUND DUCT GAUGE REQUIREMENTS.