



6390 Philips Highway  
Jacksonville, FL 32216  
Phone (904) 737-7144

## SPECIFICATION DATA SHEET

Date: 08/29/08

Drawn by: M.D.C.

## MODEL No. 435

LONG WAY 45° ELBOW

### DIMENSIONAL DATA

BUILT TO DESIGN SPECIFICATIONS.

SQUARE THROATS ARE 6" x 6", STANDARD.

RADIUS THROATS ARE 8" RADIUS, STANDARD.

### FABRICATION DATA

#### MATERIAL:

GALVANIZED STEEL SHEET OF LOCK FORMING QUALITY PER ASTM A653 CS TYPE B.

#### GAUGES AVAILABLE:

28, 26, 24, 22, 20 AND 18 GAUGE.

PITTSBURGH LOCK LONGITUDINAL SEAM IS STANDARD.

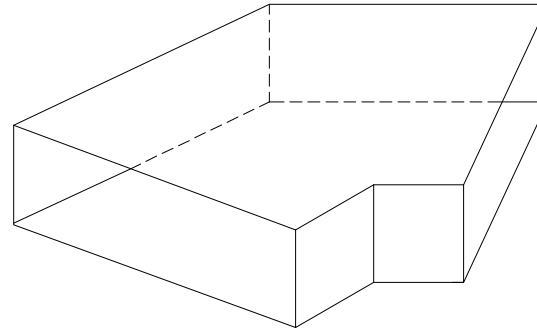
### FEATURES

INTERNAL INSULATION AVAILABLE:  
1/2", 1" OR 1-1/2" THICK.

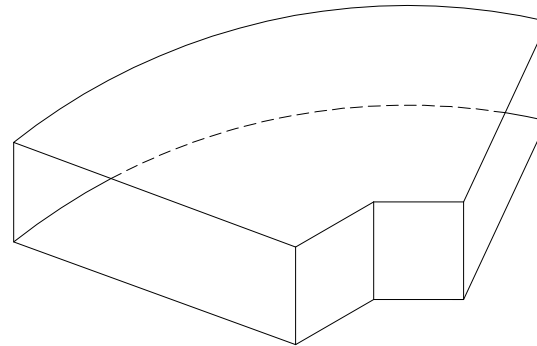
ASSEMBLED, READY FOR INSTALLATION.

### TRANSVERSE CONNECTIONS

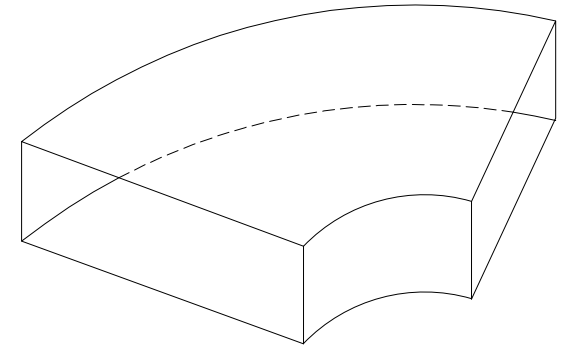
ENDS STRAIGHT  
FLANGES TURNED IN OR OUT  
S-LOCK AND DRIVE  
FLANGED BOLT TOGETHER



**SQUARE THROAT & SQUARE BACK**



**SQUARE THROAT & RADIUS BACK**



**RADIUS THROAT & RADIUS BACK**

### SPECIAL NOTES